
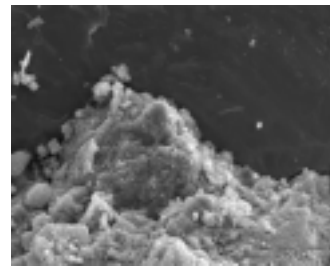


100 x




500 x




1500 x


MEV Amostra 1 - Poros



500 x

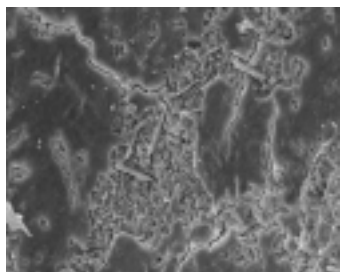


1500 x




3000 x


MEV Amostra 2 - Portlandita



500 x




1500 x




3000 x


MEV amostra 2 - Etringita



500 x

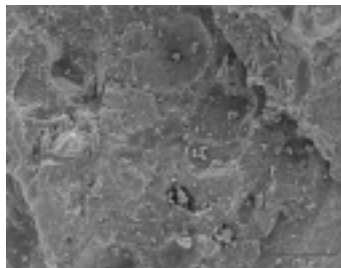


1500 x




3000 x


MEV amostra 3 - Etringita



500 x




1500 x




3000 x


MEV amostra 4 – Poro com hidróxido de cálcio



500 x




1500 x




3000 x

MEV amostra 5 – Poro e zona de transição




500 x




1500 x

MEV amostra 6 – Etringita e hidróxido de cálcio



500 x



1500 x

MEV amostra 7 – Hidróxido de cálcio